



Neckid 101



A Guide to Your Photo Session

Neckid *Studios*

2022 Neckid Studios - Tampa, FL ▪ (352) 610-1520

Neckid Studios

Neckid Studios is a boudoir, nude, and fine art photography studio based in Tampa, Florida, specializing in boudoir, nude and fine art nude photography with a tasteful and artistic flair. Our work is creative, original and acclaimed. We will work with you to create a stunning set of imagery for a deeply personal and memorable gift or keepsake.



Every photo shoot we do is unique, tailored to each client's needs and designed to capture her uniqueness while emphasizing her beauty. We will work with you in advance of your shoot to be sure we understand your needs and to plan a shoot that that yields a set of unforgettable imagery that captures you at your best.

To get you started in planning your shoot, we've put together this short guide to Boudoir Photography. First, the guide provides you with a history and overview of boudoir photography and dispels some common misperceptions. It discusses what to expect in a boudoir photography

session and how you can prepare for yours. It then familiarizes you with some of the basic genres of boudoir photography, their style and lighting. We will help you plan the best session for your needs. Finally, we will guide you through the process from start to finish.



Thank you for considering our services. We look forward to working with you!

Hampton Allen
Neckid Studios
Photographer and Digital Artist

Introduction

Boudoir photography is a genre of photography in which a female model is photographed in a range of sensual poses. She may be nude but is often partially dressed, usually in lingerie, in an intimate setting such as a bedroom. Boudoir photography emphasizes the aesthetic qualities of the subject and the artistic craft of the photograph, as opposed to other forms of purely erotic imagery. Today the term “boudoir photography” has become generalized, applying to a range of artistic genres, including traditional boudoir photography as described above, while also including glamour/pin-up photography, fine art nude photography and various sub-genres such as bridal boudoir, couples boudoir, maternity boudoir and contemporary erotica. We discuss these genres in more detail later in this guide.



Boudoir photography is often a gift from a woman to her lover, for an anniversary, birthday or as a wedding gift to the groom. Boudoir photography has become an important way for lovers separated by great distances – such as military families – to stay intimately connected. Just as often, however, boudoir photography is a personal keepsake for herself, an opportunity to explore another side of her beauty and sensuality.

Myths and Misconceptions

Because of its personal nature and the fact that, until recently, boudoir photography had been far from the mainstream, there remain a number of misconceptions about it, including that it represents objectification of women.

Myth #1: Boudoir Photography is Objectification. In fact, boudoir photography is something vastly different from what you might stumble into in the dark corners of the web. Boudoir photography is an art form that highlights the beauty of the female form and beautifully captures the essence of being a woman. The subject (client) ultimately controls the process and who sees the photographs. Consequently, boudoir photography is an empowering celebration of a woman’s beauty and an exceptional and private way to explore and share her sensuality. Ultimately, successful boudoir photography embraces the real you and is far from objectifying – it is empowering and beautiful.



Myth #2: I've Never Modeled and am Too Inexperienced and Nervous to do a Boudoir Photo Shoot: Boudoir photography, by its very nature, is intended for all women, not just professional models. The vast majority of our clients have never modeled before and virtually none of our clients have modeled for a boudoir photo shoot before. Unlike other types of modeling, boudoir photography doesn't require elaborate poses or Cirque du Soleil gymnastics. The best boudoir photography captures you in poses that are natural for you, and it's the photographer's job to coach you to help you find those poses that fit you best. It's perfectly natural to be a bit apprehensive at first, but invariably after the first few minutes our clients find their rhythm, comfort and exhilaration.

Myth #3: I'm Too Short for a Boudoir Photo Shoot. This is a pervasive myth that has held many back from a photo session.

While it's true that runway fashion modeling favors tall, lean models, boudoir photography – and many other genres of modeling and photography – adores short subjects along with mid-height and tall subjects. Using lighting, posing, camera angles and wardrobe, such as heels, we can help enhance your height from the camera's perspective. Of course, for reclining and seated poses, height is much less noticeable. We work with many petite clients with wonderful results. In fact, one first model, who stands at 4' 11", is a professional model, realizing that there is plenty of opportunity out there for petite models.



Myth #4: I'm Too Heavy for a Boudoir Photo Shoot: What makes boudoir photography so special is that it is about appreciating yourself, curves and all, and working to highlight your best features. For all our clients, including those who are plus-sized, we use flattering poses, camera angles, lighting and wardrobe during the shoot itself. We encourage our clients to be sure they're standing tall and stretching when posing. High heels help accentuate height which provides a slimming effect. While it's possible to use post-production tools to digitally create a slimming effect, it's ultimately the last choice and runs the risk of creating an image that isn't true to the real you. Finally, a number of our clients reward themselves with a boudoir photo shoot once they reach their weight-loss goal, a great way to celebrate!

The Secret of Great Boudoir Photography

What makes for great boudoir photography? The secret is in capturing another side of you, not in forcing you to be someone else. Successful boudoir photography creates a unique reflection of your own distinctiveness, and the result should appear natural, organic and true to who you are, though you may be crossing boundaries you haven't explored before. Boudoir studios that do not understand this spend little time with their client to customize the photo shoot, directing the client through rote, uncreative poses, resulting in imagery that can look staged, over-posed, less natural and uninspired.



We work with our clients before the photo shoot and encourage them to submit "inspiration shots" to give us an idea of what they're seeking in their shoot. During the shoot itself, we work together as creative partners, building on the inspiration shots, but not bound by them, ultimately finding what truly expresses who they are, bringing out their best qualities. The art of boudoir helps women explore a different side of themselves, to feel beautiful, glamorous and confident.

Boudoir photography is ultimately about celebrating you and it's important to be true to who you are. Go with poses that you feel a personal connection with. Don't forget to express yourself and let your personality shine through. One of our clients said it best: *"I want to show another side of myself. I want to get out of my comfort zone but still be me."*

A photo shoot with Neckid Studios is truly unique. We approach every photographic session as an artist beginning with a blank canvas - filled with unlimited potential. We pride ourselves on our creativity and our desire to work with women of all shapes, ages and sizes to produce high impact and visually stunning images - and our mobile studio allows you to shoot wherever you would like!

Neckid Studios has become renowned for our photographic style: Powerful. Eye Catching. Sensual. Our unique blend of creative posing together with the latest in digital photographic equipment and cutting-edge retouching has lead us to have very elated clients. We providing a fun, relaxed environment that allows you to enjoy your Neckid experience.

Preparing for Your Boudoir Photo Shoot

Makeup

What sort of makeup looks best when you're wearing lingerie...or perhaps a bit less? For the vast majority of our clients we recommend a natural or nude look. For lingerie and nude shots, too much makeup can overpower the shot and detract from its artistic quality, so less is more. In post-production editing we often use techniques to enhance eyebrows, eyelashes and lips if necessary.



There are exceptions, of course. If you're going for a 1940s-style pin-up girl look, break out that bright red lipstick. For our clients who are doing "alternative modeling" such as Suicide Girls, that edgy, tattooed and pierced look goes well with dramatic smokey eyes or unconventional makeup. If your face tends to get shiny, a bit of powder can help reduce reflection from the lights.

Since the camera will be seeing more than your face, what about the rest of your body? We recommend you use a non-oil moisturizer before your shoot and feel free to bring some with you. The moisturizer can give your skin a beautiful, supple sheen. (We recommend moisturizer for men as well for our couples shoots.) We strongly recommend **against** going to the beach, tanning bed or spray tan before your shoot. Tan lines are very hard to remove in the editing process and spray tans are often uneven.

Do you need a professional makeup artist? Maybe, maybe not. While a professional can do wonders with makeup and take your look to another level, if you are comfortable doing your own makeup, you'll be just fine.

Posing

Your photographer will guide you through a variety of poses. However, it's important to consider such instruction as a starting point. Make each pose "your own" by finding what feels comfortable and natural for you. Between each snap of the camera you can make small movements to allow your poses to evolve. Don't overthink it – just be yourself, relax and you'll find beautiful, natural poses. Here are a few tips for preparing in advance for your photo shoot:

- Practice facial expressions in the mirror and review your selfies to see what works best for you.
- Practice relaxing your face and letting your lips naturally part slightly in the middle, an especially sexy look.
- Your eyes are critically important to successful boudoir photography. You can practice what's termed as "smiling with your eyes." Your eyes can convey tremendous emotion, so practice making them expressive.
- Tilt your chin down slightly to provide nice shape to your face and slimming your neck.
- Usually a slight angle of your face and body to the right or left looks better than a straight-on look. A slight angle can have a slimming effect as well.
- Try a variety of poses. Look for examples you like online, in magazines, etc. Experiment with a range of poses standing up, sitting down, laying down, kneeling. If you have furniture and/or props available, try a variety of poses, such as draping yourself over a couch or chair or leaning against a door.
- By elongating your neck, you will appear taller, leaner, and more confident.
- Don't slouch or go limp. You should always pose with tension in your body, from head to toe. Arch your back when standing. The tension in your body will give the camera good muscle tone and your body will look especially strong and alive.
- Don't forget to express yourself. It's OK to smile and OK not to smile. Be yourself and let your personality show!



Wardrobe

Bring a variety of wardrobe so you have options to choose from. The specific type of wardrobe you bring depends on the type of shoot you're doing. When deciding what to wear during your shoot, we strongly advise our clients to wear what they love wearing. It's critically important that you feel beautiful in your wardrobe and that it fits perfectly. If you feel delight in what you're wearing, that emotion will come through in your imagery. It's best to keep your wardrobe and jewelry simple as they can serve as they can get in the way and/or be a distraction. In addition to lingerie, many clients bring an article of their lover's clothing to wear, including military uniforms for deployed spouses and significant others. In the end, however, remember that the point of the shoot is to feature *you*, not what you're wearing.

To save time in the studio, please remove all visible tags from your clothing in advance. Check the bottoms of your shoes, which can be visible in boudoir shots. If you're planning to wear garters, please test them in advance – they can be incredibly time-consuming and complicated to put on!

Where to Buy Lingerie

We are often asked by our clients to recommend sources of lingerie and other intimate wear for boudoir photo shoots. We are pleased to recommend the following intimate wear providers in the Greater Tampa Bay area. These providers have strong customer ratings and reviews and have positive feedback from our clients.

A quality lingerie store will help you find items that fit. And they'll work with you to find items that you absolutely love wearing. You'll feel great and more confident. We encourage you to shop for your lingerie at these highly regarded locations and please let them know you were referred by Neckid Studios.



Todd Couples Superstore is an amazing store offering diverse brands, styles and sizes. They are passionate about comfort and fit without compromising on fashion forward styles. They have a wide range of sizes. All items are personalized to our clients' needs.

If you are looking for sexy bras, fine lingerie, swimwear, corsets, hosiery and loungewear, Todd Couples Superstore is the place for you. They are open seven days a week to assist you. They also have many bridal undergarments such as corsets and strapless bras. Please visit their website www.toddcouples.com or call (813) 971-0007 to ask any questions, it will change your life.

Todd Couples Superstore

Address: 13417 N Nebraska Ave
Tampa, FL 33612

Phone: (813) 971-0007

Website: <http://www.toddcouples.com>

Hours: 8:00 AM – 2:00 AM

Address: 10831 U.S. 19
Port Richey, FL 34668

Phone: (813) 971-0007

Website: <https://www.toddcouples.com>

Hours: 8:00 AM – 12:00 AM (Fri & Sat 1AM)



What to Bring to Your Photo Shoot

- Wardrobe (see above)
- A robe (for between shot setups)
- Makeup and styling materials (we do not have any on site unless you requested a makeup artist)
- Non-oil moisturizer
- A few “inspiration shots,” i.e., examples of the types of shots and poses you’re interested in. If you can, it’s best to send those to your photographer in advance.
- Your favorite playlist.
- Water, snacks, etc.

Looking Your Best

- It’s obvious, but make sure you’re well-groomed the day of the shoot, especially your hair. We recommend you stick with your normal routine and don’t experiment with anything new before your shoot.
- Get plenty of sleep the night before.
- Avoid the sun if you can as tan lines are very difficult to remove in the editing process.
- Wear loose-fitting clothing before the shoot to avoid lines on your skin from elastic, etc.
- Use a non-oil moisturizer before your shoot. Bring some with you. (The camera loves smooth, silky skin.)
- If you plan on waxing, please do so at least 24 hours in advance to avoid any residual redness/skin irritation.

The Shoot

Being a bit nervous at first is totally normal, but invariably our clients find the shoot a relaxed and enjoyable experience. We don’t allow your spouse/significant other to come to the shoot as it can be distracting and make you self-conscious. If you’re more comfortable, it’s OK to bring a female friend with you.

We view each photo shoot as a collaboration where we’re creating beautiful art together. We will guide you through the process and help you pose, but we try not to “over direct” and give you space to explore and be creative. This results in imagery that’s more natural and organic that doesn’t appear stiff, mechanical and too “posed.” We work to ensure that the imagery captures the real you while allowing you to explore different sides of yourself in a fulfilling and empowering way. Please don’t be afraid to express your opinion and share your ideas!

Understanding Three Basic Boudoir Photography Genres

There are many genres or types of photography, but most of our work focuses on three basic genres: Glamour/Pin-Up, Traditional Boudoir and Fine Art Photography. It's helpful to understand these three genres when planning your photo shoot and deciding on the right session. Below, professional model Latoya demonstrates the different qualities of these three genres:



**Glamour/Pin-Up
Photography**

A glamour photo shoot is designed to bring out a model's alluring beauty, charm and sex appeal. Glamour photos are typically brightly colored, captured in bright lighting and enhance the natural beauty of the model in a range of outfits, from fully clothed runway-style shoots to more revealing outfits or nude.



**Traditional Boudoir
Photography**

In boudoir photography, the subject is photographed in sensual poses, usually in a home setting, such as a bedroom or living room, partially dressed, in lingerie or nude. Lighting tends to be natural and is generally softer and less brilliant than in glamour/pin-up. Boudoir photography emphasizes the aesthetic qualities and artistic craft of the photograph, as opposed to other forms of purely erotic imagery.



Fine Art Photography

Fine art nude photography is a genre of fine art photography which depicts the nude human body with an emphasis on form, composition, emotional content, and other aesthetic qualities. Erotic interest, although often present, is secondary to artistic considerations. In a typical fine art nude photography session, the model is photographed in a variety of unusual poses under unconventional lighting conditions in the studio, or in unusual settings outdoors.

See Our Website Portfolio:


<http://neckidstudios.com>

Other Genres of Boudoir Photography

Many of the other genres we shoot are variations of these three basic genres, including bridal boudoir, maternity boudoir, and contemporary erotica photography. Shooting outdoors provides additional opportunities, including the blending of nature and the human form, the so-called “Nude in Nature” genre.

Bridal Boudoir

Bridal boudoir photography is a popular trend among new brides as a deeply personal and intimate expression of love and desire from a bride to her groom. Bridal boudoir typically includes a variety of shots featuring the bride-to-be in various wedding accoutrements, including a bridal veil, white corset, etc. Bridal boudoir is easily (and commonly) combined with traditional boudoir and other genres. Bridal boudoir requires additional studio time to provide for additional wardrobe changes and a more diverse set of imagery.




Alternative Modeling/Suicide Girls/Tattoo Art

Alternative Modeling is a rapidly growing genre of photography featuring models who do not conform to mainstream ideals of beauty, often including styles drawing from goth, steampunk, and fetishism. Tattoo art and piercing is common. This genre is easily combined with traditional boudoir and other genres. For those seeking a “Hope Set” for the Suicide Girls™ site, please contact us for additional information.



Contemporary Erotica

Contemporary erotica photography is a genre of boudoir photography designed to create a more intense sexual impact. While retaining a high-quality artistic quality, contemporary erotica is typically more revealing with more sexually suggestive poses and expressions. Contemporary erotica may also include certain fetish-oriented genres. Contemporary Erotica photography is easily (and commonly) combined with other genres. For activities requiring significant setup time, additional studio time is recommended. Contemporary erotica is often a feature of our boudoir photo shoots.



Maternity Boudoir

Maternity boudoir photography is a growing trend among mothers and couples to capture the intimate beauty of pregnancy. Like traditional boudoir photography, maternal boudoir may feature the mother to be in lingerie and/or nude, conveying her femininity and emotional connection to her child. These shoots may require additional setup time.




Outdoor Swimsuit or “Nude in Nature” Shoot

Shooting outdoors provides an ideal environment for pin-up-style swimsuit photos. Alternatively the “nude in nature” genre combines the female form with nature, producing beautiful and striking imagery. Working with the natural lines and lighting of trees, water, rock, and other natural features with unusual poses and contrasts of the human body can result in unforgettable artistic compositions. We shoot at a number of beautiful locations. Outdoor shoots vary considerably depending upon location, setup time and travel time. We will provide you with an estimate based on those factors.



Fantasy and Special Effects

Through creative and post editing technology, special effects can create dramatic imagery, including cosplay and other fantasy genres. We can transform you into a work of art.



Modeling Portfolios

We shoot modeling portfolios for professional models as well as those aspiring to launch a modeling career. Additional studio time is recommended to create variety in your portfolio and showcase your modeling versatility. If you're an aspiring model, you might be interested in our Model Search. Each year choose a handful of aspiring models to work with and help them develop their portfolio and website. Learn more about the program by emailing us.



Choosing the Right Options for Your Shoot

- the genre(s) you want to shoot. If you'd like to shoot several genres, it will require additional time for lighting and set changes. Fine Art photography requires complicated lighting that requires additional setup time.
- the number wardrobe changes. More outfits require more shooting time and time for you to change outfits.
- the number of final, edited full-resolution images you want included in your session.
- whether you are seeking a standard or "specialty" shoot, which requires additional time for posing and lighting.

Included in the Your Session:

- a pre-shoot consultation (in person, by phone or email) to plan your photo shoot. Every shoot is different, and yours will be fully customized for your needs.
- a professional photo shoot scheduled at your convenience in our studio, a hotel, your home or other location of your choice.
- digital proofs for you to review, delivered securely online.
- edited, high-resolution digital images that you have selected from your proofs, delivered securely after you make your selections.

Available A La Carte Additions

- additional studio time (needed for fine art, bridal boudoir, fantasy and special effects)
- additional edited images
- a professionally-prepared photo book, prints, and other printed products
- special photo editing/retouching requests, such as body shaping and special effects

Hard Cover Photo Book or Magazine

If you'd like a custom high-quality hard cover photo book or soft cover magazine, we'd be delighted to prepare it for you. We will custom design your items with your favorite images.




Other Professionally Prepared Printed Products

Ask us about calendars, posters, prints, framed prints and many other printed products. Many of our clients choose to frame and hang their photos in their home to enjoy each day.

Special Photo Editing & Retouching

All sessions include a number of finely-edited images delivered digitally in full resolution. The touch-up editing provided includes cropping, exposure, skin smoothing, blemish removal, lighting enhancements, changes to color balance and other corrections and artistic effects.

Remove or minimization of small scars, minor stretch marks and minor cellulite is also included. Touch-up editing does not include body shaping (such as slimming effects, breast augmentation, etc.) or special effects, such as superimposing the subject on another background, etc. Editing and retouching of significant scarring, stretch marks or other skin imperfections may require additional editing time and may incur additional costs. We will inform you if this will be the case after you receive your proofs and prior to when any editing work is done. If you have a special editing task, we will provide you with a written estimate, based on the amount of time required.



Custom Videos

Looking for a unique and dramatic way to present your boudoir images? We will put together a sexy video of your images mixed with video footage we shoot of you set to music in high-definition video so you can enjoy it on your living room TV as well as your phone or tablet. Simply select which images you'd like in your video and we will get to work.





The Process

Working with us is easy! The process is simple and straightforward as follows:

1. **Pre-Shoot Consultation:** Every shoot is different, customized to our clients' preferences, so prior consultation helps be sure we understand what you're looking for and walk you through the process. We often speak with my clients by phone and/or meet in person ahead of time to review examples of what they're looking for. Email us and you can send us sample photos and/or links you find in our portfolio or elsewhere that you might like to recreate during our photo shoot. That's especially helpful to help us prepare for your shoot. Our email is: gitneckid@gitneckid.com
2. **Pick a Date for the Photo Shoot:** It's important to give yourself plenty of time in advance of your deadline. We recommend an absolute minimum of one week. Add at least an additional two weeks if you want a photo album, framed print or other printed product. (We can provide rush service for an additional fee.)
3. **The "Paperwork":** Once you select a date/time for the shoot, you'll receive an email with a *Services Agreement* which you can review and sign. You'll also receive your invoice. A 50% retainer deposit is required upon receipt. Once received, we will book the studio time and confirm your shoot. (We can't confirm your shoot until we receive your deposit.)
4. **Balance Payment:** Your balance payment is due after your photo shoot, prior to delivery of proofs and final images.
5. **Your Proofs:** Shortly after your photo shoot we will provide you with a link to your private, online gallery of proof images for you to review. All imagery is delivered securely online using SSL cryptographic protocol. You can select your favorite images for fine-scale editing and delivery at full resolution, suitable for high-quality printing.
6. **Delivery of Final Images:** We will deliver your final, edited high-resolution images securely online shortly after your submission of your selections. Rush service is available.
7. **Photo Books/Albums:** If you order a photo book/album or other printed products, you'll need to allow additional time for delivery of those products. Once you select the images you want included in your photo book, we will work with you to develop a draft of the book that you can view online. Once you approve the draft, we will submit the print order to the lab your photo book will be shipped directly to you.



Our Pricing

Please **contact us** for a full list of our pricing. We ask our prospective clients to contact us as every shoot is fully customized to your needs. Once we have an idea of what you're looking for in your shoot we can provide advice on what options would be best for you.

Payment Terms

A 50% retainer deposit is required to confirm your photo shoot. The balance is due immediately following your photo shoot. Payment plans are available.

Questions?

Email us at: mail@neckidstudios.com

Call us at: 352-610-1520

Visit us at: <https://neckidstudios.com>



© Neckid Studios. All rights reserved.